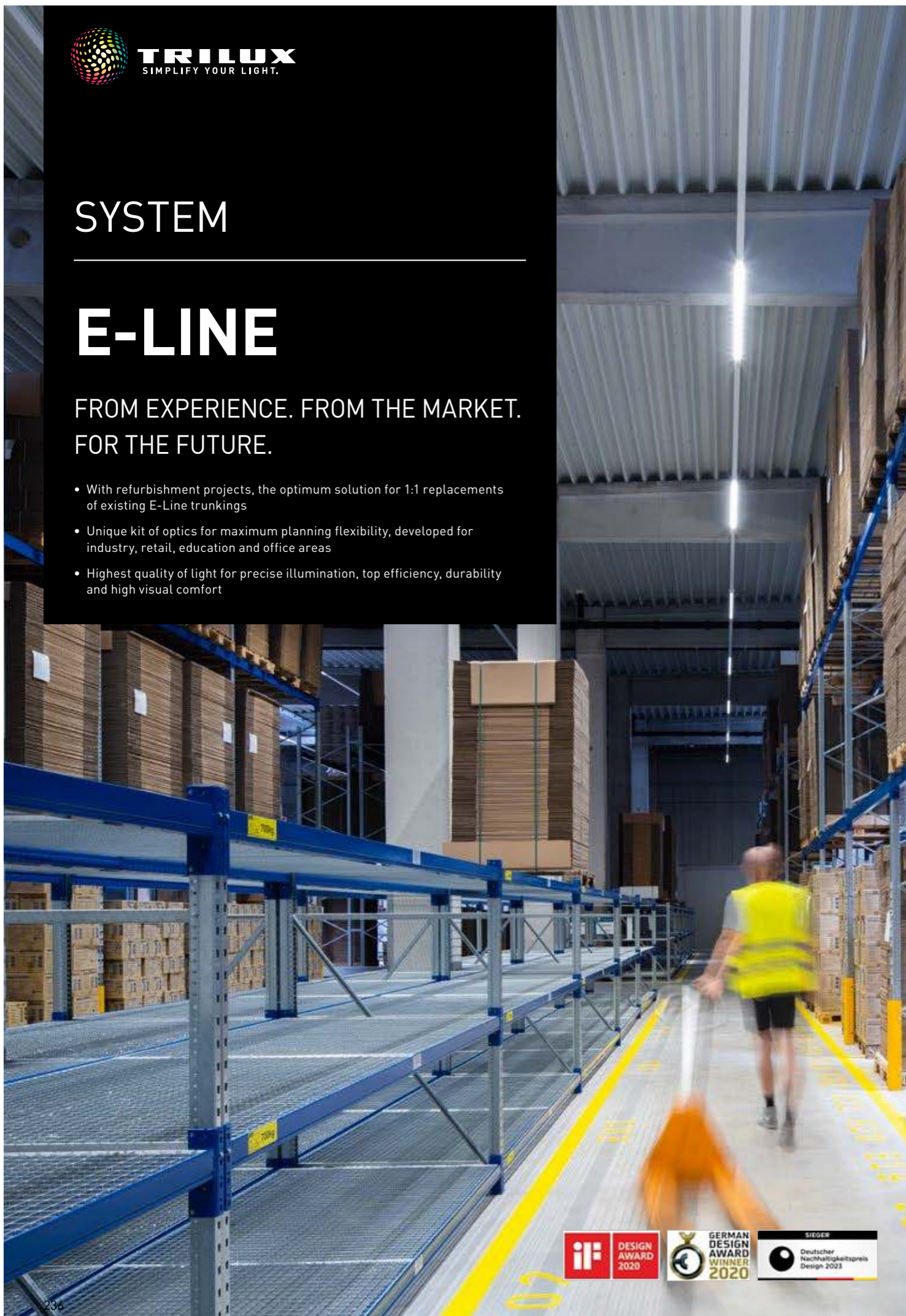


SYSTEM

E-LINE

FROM EXPERIENCE. FROM THE MARKET.
FOR THE FUTURE.

- With refurbishment projects, the optimum solution for 1:1 replacements of existing E-Line trunkings
- Unique kit of optics for maximum planning flexibility, developed for industry, retail, education and office areas
- Highest quality of light for precise illumination, top efficiency, durability and high visual comfort




Detailed product information:
www.trilux.com/e-line



E-Line

- Mounting type**
Surface-mounted, suspended
 - Energy efficiency**
up to 170 lm/W
HE; HE+ (Industry) up to 207 lm/W
 - Individually configurable luminous flux packages**
1,500 lm to 24,000 lm
1,500 - 10,000 lm: steps of 500 lm
10,000 - 24,000 lm: steps of 1,000 lm
 - Service life**
50,000 h / L80 / tq 35 °C
HE 70,000 h / L80 / tq 50 °C
HE+ 100,000 h / L80 / tq 50 °C
 - Colours**
white, silver, black
 - Colour rendering index | Light colour**
Ra > 80
HE; HE+ Ra > 80 / 90
3,000 K | 3,500 K | 4,000 K | 5,000 K | 6,500 K | Tunable White
 - Optics (HCL capable)**
10 lens optics
4 ConVision® optics
2 opal optics
5 prismatic optics
 - Wiring (through-wiring)**
7-core
7+7-core
 - Protection rating**
IP20 / IP50 / IP64
 - Module dimensions**
Module 750: 738 mm
Module 1500: 1,475 mm
Module 2250: 2,212.50 mm
 - Ambient temperature**
-25 °C to 35 °C
HE, HE+ -25 °C to 50 °C
 - Suspension distances**
up to 3.5 m
 - Further features**
Spotlight, track, sensor, light management, emergency light and blind module inserts, Fixpoint, weather-proof luminaire, Mirona Fit and X-T-L connectors and more
 - HE = High Efficiency
HE+ = High Efficiency + (Industry)**
** with longer lifetimes, high overvoltage protection, for more extreme ambient temperatures and more**
- Note:
All switchable luminaire inserts (ET) have 100% in DC operation.
All dimmable luminaire inserts (not UR EB1 / EB3) have 15% in DC operation.
Does not apply to EB1, EB3 or UR variants.



**E-LINE -
A RENOWNED
CONTINUOUS-LINE
SOLUTION
FROM TRILUX**

For decades, highest quality standards have characterised the renowned TRILUX E-Line continuous-line system. With the new generation, **E-Line Pro** achieves a new milestone in terms of simple mounting and flexibility (see page 226).

E-Line on the other hand remains the proven solution for fast 1:1 refurbishment projects with the same high quality standards.

SYSTEM HIGHLIGHTS

Refurbishment

The E-Line luminaire inserts are perfect for refurbishing existing E-Line systems that are up to 30 years old. They are equal to the E-Line Pro inserts in terms of lighting technology and efficiency.



Unique kit of optics

Four different lighting technologies and 21 optical systems provide the perfect light for every requirement. Adjustable luminous fluxes, different light colours and colour renderings enable efficient lighting design with maximum visual comfort.



Sustainability

The E-Line product concept saves on material and is just as resource-friendly as its packaging and logistics – quality "Made in Germany" with short distances. Highly-efficient luminaires with up to 207 lm/W keep energy consumption and thus also the carbon footprint in operation low.



Industry, office, retail or education

With the wide range of optical systems, function modules and protection ratings, there are no limits in terms of application.




Function modules

From sensors to emergency light modules, spotlights, various adapters and connectors – a great deal is possible with E-Line. Other components such as cameras and speakers can also be integrated via Plug & Play.



E-LINE CONFIGURATOR

PLAN QUICKLY AND EASILY NOW!



GET IT DONE IN JUST A FEW STEPS



Start the customised configuration!

STEPS	SELECTION OPTIONS
Trunking	1
Mounting options	2
Protection ratings	3
Luminaire insert lengths	3
Service life	3
Optical systems	4 Lens optics, ConVision® optics, opal optics, prismatic optics
Light distributions	21
Luminous flux packages	42 ... 1,500 - 10,000 lm in steps of 500 lm 10,000 - 24,000 lm in steps of 1000 lm ...
Light colours / CRI	10
Switching types	3
Colours	3
Supplementary modules	> 15 Spotlight, track, sensor, light management, emergency light and blind module inserts, Fixpoint, weather-proof luminaire, Mirona Fit and X-T-L connectors and more

Ready! After configuration, all data can be directly downloaded.

www.trilux.com/e-line-configurator

OPTICS OVERVIEW

Lens						Diffuser					
Planar lighting in industry, retail and educational areas	Picking rack storage and planar lighting in industry and retail	Planar lighting in industry, retail and educational areas	Logistics areas, planar lighting in industry	Logistics and storage areas	High-bay racking	Assortment aisle	Assortment aisle, shelf areas in industry	Panel lighting, peripheral areas and retail merchandise walls	Office and educational areas, checkout areas, industry with UGR < 19/22	Planar lighting in industry, retail and ancillary areas in office and educational buildings	Planar lighting in industry, retail and ancillary areas in office and educational buildings
LVW LENS – VERY WIDE	LMW LENS – MEDIUM WIDE	LW LENS – WIDE	LN LENS – NARROW	LVN LENS – VERY NARROW	LEN LENS – EXTREME NARROW	LDAW LENS – DOUBLE ASYMM. WIDE	LDAN LENS – DOUBLE ASYMM. NARROW	LAN LENS – ASYMM. NARROW	LW19/22 LENS – WIDE (19/22)	DL DIFFUSER – LAMBERTIAN	DSL DIFFUSER SLIM – LAMBERTIAN
very wide distribution	medium-wide distribution	wide distribution	narrow distribution	very narrow distribution	extremely narrow distribution	double asymmetric wide distribution	double asymmetric narrow distribution	asymmetric narrow distribution	wide distribution (19/22)	lambertian distribution	narrow lambertian distribution
Mounting height 3 - 6 m	Mounting height 3 - 8 m	Mounting height 4 - 8 m	Mounting height 8 - 12 m	Mounting height 9 - 13 m	Mounting height 12 - 20 m	Mounting height 2.8 - 3.5 m	Mounting height 3.6 - 5 m	Mounting height 2.8 - 3.5 m	Mounting height 2.8 - 3.5 m	Mounting height 3 - 6 m	Mounting height 2.5 - 4 m

Prismatic				
Automotive and other industrial sectors	Office and educational areas, automotive and other industrial sectors	Planar lighting in industry, retail and ancillary areas in office and educational buildings	Logistics areas, planar lighting in industry	Office and educational areas, checkout areas, industry with UGR < 19
PWW PRISMATIC WIDE – WIDE	PMW19/22 PRISMATIC MEDIUM – WIDE	PW PRISMATIC – WIDE	PVN PRISMATIC – VERY NARROW	PW19/22 PRISMATIC – WIDE (19/22)
wide distribution	medium-wide distribution	wide distribution	narrow distribution	wide distribution (19/22)
Mounting height 2.5 - 4 m	Mounting height 2.5 - 8 m	Mounting height 3 - 6 m	Mounting height 8 - 12 m	Mounting height 3 - 6 m

ConVision® lens			
Office and educational areas, checkout areas with UGR < 19	Planar lighting in retail, ancillary areas in office and educational buildings	Panel lighting, peripheral areas and retail merchandise walls	Assortment aisle
CLW19 CONVISION LENS – WIDE(19)	CLW22 CONVISION LENS – WIDE(22)	CLWW CONVISION LENS – WALL WASHER	CLDAW CONVISION LENS – DOUBLE ASYMMETRIC
wide distribution (19)	wide distribution	Wallwasher	double asymmetric wide distribution
Mounting height 2.8 - 3.5 m	Mounting height 2.8 - 5 m	Mounting height 2.8 - 3.5 m	Mounting height 2.8 - 3.5 m

www.trilux.com/e-line

AUTOMATIC CIRCUIT BREAKERS

Maximum quantity of gear trays per circuit for various automatic circuit breakers

Cable cross-section	Fusing	Automatic circuit breaker	Number of gear trays on one circuit*
2.5 mm ²	16 A	Type B	12 - 32 pcs.
2.5 mm ²	16 A	Type C	20 - 54 pcs.
1.5 mm ²	10 A	Type B	7 - 19 pcs.
1.5 mm ²	10 A	Type C	12 - 32 pcs.

*please see the data sheet for the precise number of gear trays per circuit



Industry



Office



Retail



Education

CONTACTS

TRILUX GmbH & Co. KG

Heidestrase · D-59759 Arnsberg

Postfach 19 60 · D-59753 Arnsberg

GERMANY

Tel. +49 2932 301-0

www.trilux.com/en

SiSEL Mühendislik Elektronik San. ve Tic. A.ş.

Şerifali Mah. Barbaros Cad. No 18

34775 Ümraniye İstanbul

TURKEY

Tel: +90 (216) 499 46 64

www.endalight.com

All technical data including dimensional and weight specifications have been compiled with due care. Errors reserved. Possible colour deviations are due to printing processes. We reserve the right to modify in the interest of progress. Luminaires are partly shown with accessories that must be ordered separately. Images of installations may show custom-manufactured luminaires. This publication was printed on PEFC-certified paper in an environmentally friendly way.